



# Ready Cemplaster Fiberstucco

**Systems**  
Cemplaster Fiberstucco

**VOC: <1% by Weight**  
**VOC: 0 g/l**

**3% Recycled Content**

**Manufacture Locations:**  
**29059**

**Packaging: 80 lb (36 kg)**  
**Bag**

**Working Time: 1-1/2 hours**  
**@ room temperature**

**Curing Time: 24 hours @**  
**room temperature**

**Shelf Life: 1 year**

**Coverage (estimated)**  
**3/8" (9.5 mm) thick:**  
**22 sf (2 sm)**

**1/2" (12.7 mm) thick:**  
**20 sf (1.8 sm)**

**3/4" (19 mm) thick: 11 sf (1**  
**sm)**

**7/8" (22 mm) thick:**  
**9.4 sf (0.9 sm)**

**Master Wall®**  
**Ready Cemplaster**  
**Fiberstucco is a**  
**fibered Portland**  
**c e m e n t - b a s e d**  
**bagged stucco**  
**with exceptional**  
**workability, open working time, water**  
**retention, early strength, shrinkage**  
**resistance and long-term durability.**




- **Ready to use, mix with water**
- **Great for jobsites with limited space for on-site storage**
- **Fibered for better crack resistance**
- **Can be modified with **Stucco Ad-Liquid** for better tensile, compression and mold-resistance**
- **For application over lath or direct-applied to approved substrates**
- **Manufacturer Warranty**

**Product Test Standards**

ASTM C109, ASTM E330, ASTM G155, ICC-ES AC11, ASTM C926 compliant following standard practices

Member



**M** **Master Wall Inc.®**  
**Building a Culture of Excellence**  
**masterwall.com**

**PO Box 397 • Fortson • GA • 31808 • 800-755-0825 • Tech: 800-760-2861**



# Ready Cemplaster Fiberstucco

**Temp: 40°-110°F (5°-43°C) • Working Time: 1.5 hr • Curing Time: 24 hrs**  
at room temperature, working and drying time will vary with temperature and humidity

## Application Procedure

**Job Conditions** - Air and substrate temperature for application of Ready Cemplaster Fiberstucco must be 40°F (5°C) or higher and must remain 40°F (5°C) or higher for a minimum of 24 hours. Provide temporary protection to protect the wall system from damage until permanent flashings, caps and sealants are installed. Store materials in a dry place, within prescribed temperature limits and out of direct sunlight. Working and drying times are based upon normal room temperature conditions and will vary with temperature and humidity.

**Preparation** - The substrate must be approved by Master Wall Inc.®, clean, dry, structurally sound and free of efflorescence, oil, grease, form release agents and curing compounds or anything that would affect bond. Painted surfaces are not acceptable and must be removed or metal lath applied. All sheathed applications must receive a minimum of 2-layers code-approved asphalt felt or equivalent.

Prepare smooth or non-absorbent solid substrates by one of the following methods or a combination; Sand-blasting, chipping or acid etching, A dash-bond coat applied forcefully, Bonding compounds such as Master Wall® Stucco Ad-Liquid or BA57, Furred or self-furring metal plaster bases as per ASTM C1063.

**Mixing** - Each bag of Ready Cemplaster Fiberstucco is mixed clean, potable water. Using a clean mixer, first add 1/2 to 2/3 the water required, 1 bag Ready Cemplaster Fiberstucco, then the rest of the water to achieve the desired workability. Mix materials for 3 to 5 minutes after all materials are in the mixer. Total water content can vary between 1 to 1.5 gallons (3.8-5.7L). Stucco Ad-Liquid may also be used instead of an equal amount of water. See system data sheet for specific levels required for increased warranties.

**Tempering**—The mixed stucco can be re-tempered one time within 1 hour. Material older than 1-1/2 hours should be discarded.

## Application

**Scratch Coat:** apply Ready Cemplaster Fiberstucco with sufficient pressure to key into and embed the metal lath (if used). Apply sufficient material, approximately half the Ready Cemplaster Fiberstucco ground thickness to cover the metal lath and to permit scoring the surface. Score the Ready Cemplaster Fiberstucco horizontally upon completion of each panel in preparation for brown coat if a “double back” application of a wet scratch and brown coat isn't being used.

**Brown Coat:** as soon as the scratch coat is firm enough to receive the brown coat without damage, apply the brown coat with sufficient pressure to ensure intimate contact with the first coat to an approximate thickness as needed to bring the Ready Cemplaster Fiberstucco to a uniform thickness that matches the grounds of the accessories. Use a rod or straight edge to bring the surface to a true, even plane. Fill depressions in plane with Ready Cemplaster Fiberstucco.

After the Ready Cemplaster Fiberstucco has become slightly firm float the surface lightly with a Darby or wood float to densify the surface and to provide a smooth, even surface.

Moist cure using fogging, plastic films or other method acceptable to the design professional for 48-72 hours. Mixes with Master Wall® Stucco Ad Liquid do not need moist curing. Allow to fully cure until clean, dry and hard before finishing:

## Approved Substrates

(2.5#/sy self-furring metal lath)  
Concrete  
Brick  
Masonry  
Others approved in writing

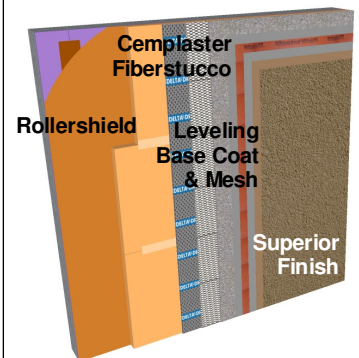
- Typically 7-14 days if no Master Wall® Stucco Ad Liquid is used.
- After 72 hours if Master Wall® Stucco Ad Liquid is used provided the Ready Cemplaster Fiberstucco is clean, dry and hard.
- After 24 hours if using a leveling base coat (LBC).

**Clean Up**—Tools and equipment can be cleaned with soapy water while the Ready Cemplaster Fiberstucco mixture is still wet.


## WARNING, THIS PRODUCT CONTAINS SILICA

If sanding or scraping are performed, ventilate work area and/or use a NIOSH/MSHA-approved respirator in accordance with our Safety Data Sheet.

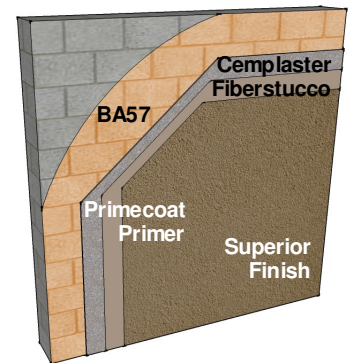
## Cemplaster Fiberstucco System



## Cemplaster Fiberstucco Base 5



## Cemplaster Fiberstucco Direct Applied



Information contained in this product data sheet conforms to the standard detail recommendations and specifications for the installation of Master Wall Inc.® products and is presented in good faith. Master Wall Inc.® assumes no liability, expressed or implied as to the architecture, engineering, or workmanship of any project. This information may be concurrent with, or superseded by other applicable documents, such as specifications and details. Contact Master Wall Inc.® for the most current product information. ©2018 Master Wall Inc.®

**Master Wall Inc.®**  
Building a Culture of Excellence  
[masterwall.com](http://masterwall.com)

PO Box 397 • Fortson • GA • 31808 • 800-755-0825 • Tech: 800-760-2861