

## Superior Finishes

To finish strong you need a Superior Finish. Master Wall® finishes are crafted with one of the highest 100% acrylic polymer contents in our industry. This translates to extra durability, lower life-cycle maintenance and a longer lasting finish.

### Coverage per pail (sf/sm)\*

Perfect Swirl 2.0, 120-150 (11-14)  
 Fine Sand 1.0, 160-170 (15-15.8)  
 Medium Sand 1.5, 130-150 (12-14)  
 Versatex 0.5, Varies with Texture

\*All coverage is approximate and depend upon substrate, details and individual application technique.

### Packaging/Shelf Life/Storage

Packaging: 5 gallon (19L) pail  
 Pail Weight: Perfect Swirl 2.0 , Medium Sand 1.5 , 70 lbs (32 kg). Fine Sand 1.0, 67 lbs (30.3 kg). Versatex 0.5, 65 lbs (29.5 kg)

Shelf Life: 2 years

Storage: Protect from extreme heat 90°F (32°C), freezing and direct sunlight.

### Technical Data

ASTM B117 Salt Spray Resistance - Pass 300 Hours  
 ASTM C67 Freeze/Thaw - Pass 10 Cycles  
 ASTM C297 Tensile Bond - 30 psi minimum  
 ASTM D968 Abrasion Resistance - Pass 500L  
 ASTM D2247/E2570 Water Resistance - Pass 14 Days  
 ASTM D3273 Mildew Resistance - Pass 28 Days  
 ASTM E84 Surface Burning - Pass, FS=0, SD=0  
 ASTM E 96 Vapor Permeability - Pass, 12 perms, vapor open  
 ASTM E108 Flame Propagation - Pass  
 ASTM E2485/2570 (formerly EIMA 101.01) Impact Resistance - Pass  
 ASTM G23/G154/G155 Accelerated Weathering - Pass 2000 Hours  
 ASTM G53 Accelerated Weathering - Pass 2000 Hours


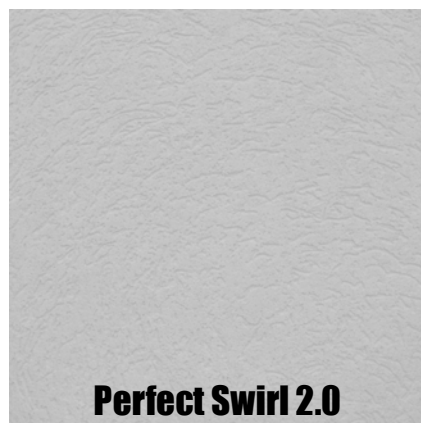
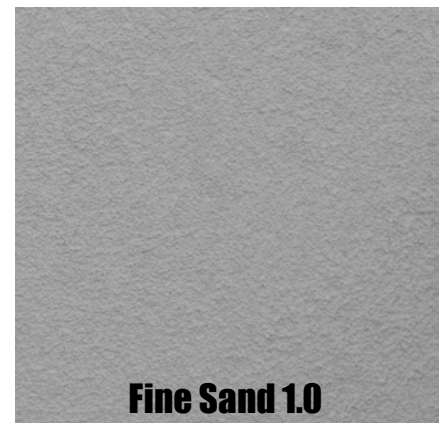
**Hazard:** This chemical is not considered hazardous according to the OSHA Hazard Communication Standard 2012 (29 CFR 1910.1200).

VOC: Less than 50 g/L.  
 Recycled Content: 0%

## Features & Benefits

- 100% Acrylic Polymers for durability
- Dirt Pickup Resistant (DPR) Polymer Formulation
- Quartz or Marble aggregate available
- 64 Standard Colors
- Custom color matching available
- DuroTone colorfast pigments, Excel mildew enhancement, Silicone Coat additive available
- Vapor Permeable - resists blistering and allows trapped water vapors to pass
- Low VOC—Suitable for Interior Use
- Water Based - easy clean up with water

**Application Temperature: 40°-110°F (5°-43°C) • Working Time: 1/4 hr • Set Time: 8-12 hrs • Dry Time: 48-72 hrs**  
 at room temperature, working and drying time will vary with temperature and humidity



## Superior Finishes

### Health & Safety

#### WARNING!

Causes eye and skin irritation.

#### Precautionary Statement

Wash hands thoroughly after handling.  
 Wear protective gloves/protective clothing/eye protection/face protection.

#### FIRST AID MEASURES

**Eye Contact:** Immediately flush eyes with plenty of water for at least 15 to 20 minutes. Ensure adequate flushing of the eyes by separating the eyelids with fingers. Get immediate medical attention.

**Skin Contact:** Immediately wash skin with plenty of soap and water for 15 to 20 minutes, while removing contaminated clothing and shoes. Get medical attention if irritation develops or persists.

**Inhalation:** If inhaled, remove to fresh air. If not breathing, give artificial respiration or give oxygen by trained personnel. Seek immediate medical attention.

**Ingestion:** If swallowed, do NOT induce vomiting. Call a physician or poison control center immediately. Never give anything by mouth to an unconscious person.

Store locked up. Dispose of contents/container in accordance with Local, State, Federal and Provincial regulations.

**Spills:** Collect with suitable absorbent material such as cotton rags.

**Disposal:** Dispose of in accordance with local, state or federal regulations.

**Warning:** KEEP CONTAINER CLOSED WHEN NOT IN USE. KEEP OUT OF THE REACH OF CHILDREN. NOT FOR INTERNAL CONSUMPTION. FOR INDUSTRIAL USE ONLY. Consult the Safety Data Sheet (SDS) in the Products section at [masterwall.com](http://masterwall.com) for further health and safety information.

#### LIMITED WARRANTY

This product is subject to a written limited material or system warranty. Obtain a warranty from the Tech Support tab of our website. Refer to *Specifications for more complete information on proper use and handling of this product.*

### Approved Substrates

Master Wall® Base Coats

Stucco

Prepared & Base Coated Surfaces of:

Brick

Concrete

Masonry

Others approved in writing

### Application Procedure

**Job Conditions** - Air and substrate temperature for application of Superior Finishes must be 40° F (5°C) or higher and must remain 40°F (5°C) or higher for a minimum of 24 hours. Provide temporary protection to protect the wall system from damage until permanent flashings, caps and sealants are installed. Store materials within prescribed temperature limits and out of direct sunlight. High temperatures will reduce working times, Low temperatures and/or high humidity and pigment loading will extend working, set and dry times.

**Preparation** - The substrate must be approved by Master Wall Inc.®, clean, dry, structurally sound and free of efflorescence, oil, grease, form release agents and curing compounds or anything that would affect bond. Painted surfaces are not acceptable and must be removed. Concrete and surfaces should cure for a minimum of 28 days. Stucco should be cured until clean, dry and hard—typically 14 days with a pH of 10 or less (13 or less if Primecoat Primer is used).

Interior drywall should be finished and made ready for paint. Prime surfaces with Primecoat/Sanded Primecoat primer prior to finishing.

**Base Coats** - Must be flat, dry hard, and free of efflorescence. Master Wall® base coats must cure a minimum of 12 hours before application of Superior Finish. Substrates of brick, masonry or concrete should be leveled smooth using either Master Wall® base coats or stucco.

**Mixing** - Thoroughly stir Superior Finish using a heavy duty 1/2" drill at 400 - 500 rpm and a heavy duty mixing paddle. Small amounts of clean, potable water may be added to obtain a workable consistency. To avoid color variations, add the same amount of water to each pail. Do not exceed 24 ounces (0.7L) of water per pail of finish.

**Application** — Apply a uniform thickness (about 1/16", 1.6 mm) of Superior Finish to the substrate using a stainless steel trowel. Spread evenly and then scrape the finish coat down to a thickness no greater than the largest aggregate in the material. Immediately float the finish coat using a plastic float to the desired texture. Always maintain a wet edge to achieve uniformity of texture and color. Allow the finish to fully dry and set before exposure to inclement weather.

### For Professional Results

- Apply finish coats away from direct sunlight. Cold joints or color variations can occur if the finish dries too quickly.
- Priming stucco surfaces with Primecoat/Sanded Primecoat evens out finish absorption and should be strongly considered and specified for dark colored finishes, especially those using Ultra Deep Base (UDB) tint base and over stucco to avoid efflorescence blush. Under certain conditions dark colors may show efflorescence on the surface during the cure process.
- Surfaces exposed to the weather must be sloped (6:12 minimum).
- Use of dark colors in high temperature climates can affect the performance of the system, especially EIFS and areas may need to be limited.
- Deep, intense colors should be specified with DuroTone pigments to maintain colorfastness longer. Verify specialty colors with your Master Wall® Distributor.
- Finishes are intended for the approved substrates listed above and should not be applied directly to gypsum board or insulation board products.

Clean Up—Tools and equipment can be cleaned with soapy water while the Superior Finish is still wet.



Information contained in this product data sheet conforms to the standard detail recommendations and specifications for the installation of Master Wall Inc.® products and is presented in good faith. Master Wall Inc.® assumes no liability, expressed or implied as to the architecture, engineering, or workmanship of any project. This information may be concurrent with, or superseded by other applicable documents, such as specifications and details. Contact Master Wall Inc.® for the most current product information. ©2019 Master Wall Inc.®

**masterwall.com**

PO Box 397 • Fortson • GA • 31808 • 800-755-0825