



**Master Wall Inc.®**  
Building a Culture of Excellence

## PRODUCT DATA

### TRAVERTINE

Travertine finish recreates an intricate look of a plastered wall surface with the mottled hues of natural travertine limestone. The easily applied texture highlights wall surfaces with a very subtle glistening effect that would be perfect for home or upscale commercial projects.

### FEATURES & BENEFITS

- Ready to Use
- Ultra thin applications (two thin coats)
- Cost effective
- Tintable, available in 12 standard colors
- Can be accented with Vintique, Clearshield or Metallic Cote

Application Temperature: 40°-110°F (5°-43°C) Working Time: 1/2 hr.  
Dry Time: 24 hrs. at room temperature, working and drying time will vary with temperature and humidity.

### JOB CONDITIONS

Air and substrate temperature for application of Travertine must be 40°F (5°C) or higher and must remain 40°F (5°C) or higher for a minimum of 24 hours. Provide temporary protection to protect the wall system from damage until permanent flashings, caps and sealants are installed. Store materials within prescribed temperature limits and out of direct sunlight. High temperatures will reduce working times, Low temperatures and/or high humidity and pigment loading will extend working, set and dry times.

### PREPARATION

The substrate must be approved by Master Wall Inc.®, clean, dry, structurally sound and free of efflorescence, oil, grease, form release agents and curing compounds or anything that would affect bond. Painted surfaces are not acceptable and must be removed. Concrete and surfaces should cure for a minimum of 28 days. Stucco should be cured until clean, dry and hard—typically 14 days with a pH of 10 or less (13 or less if Primecoat Primer is used). Interior drywall should be finished and made ready for paint. Prime drywall surfaces with Primecoat/Sanded Primecoat primer prior to finishing.

### Coverage per pail (sf/m<sup>2</sup>)\*

175-200 (16-18.6) - Two Coats

*\*All coverage is approximate and depend upon substrate, details and individual application*

### Packaging/Shelf Life/Storage

Packaging: 5 gallon (19 L) pail

Shelf Life: 2 years

Storage: Protect from extreme heat - 90°F (32°C), freezing and direct sunlight.

**Hazard:** This chemical is not considered hazardous according to the OSHA Hazard Communication Standard 2012 (29 CFR 1910.1200).


**VOC:** Less than 50 g/L.

### Approved Substrates


- Master Wall® Base Coats
- Primed Interior Drywall
- Prepared & Base Coated Surfaces of:
  - Brick
  - Concrete
  - Masonry
  - Stucco
- Others approved in writing

# TRAVERTINE

# PRODUCT DATA




Cantaloupe




Cashmere




Charcoal




Cinnamon




Hampton




Maple




Natural Clay




Pearl White




Pebble



Ringwood



Sage



Winchester

**APPLICATION PROCEDURE**

Mixing – Open pail of Travertine and mix approximately one minute with a fixed wheel type paddle or equivalent mixing blade attached to a 1/2” (13 mm) heavy duty drill at 400-500 rpm. Small additions of water, up to 240 ml (8 oz.) per pail, may be added for workability as needed.

Application – Using a Wind-Lock T-VPF2008, T-VPF2411 or T-VPF2812 Stainless Steel Venetian Plaster Trowel apply a very tight, thin coat of Travertine to the surface free of trowel marks. Use moderate to high pressure with a trowel angle of about 60° to 80° to the wall surface. The amount of material applied to the wall surface is paper thin. Allow the Travertine to take up for 2-3 hours. Clean the surface to remove any dust.

Apply a paper-thin second coat of Travertine using short, random strokes. If increased mottling or a higher sheen is desired, burnish using a clean, dry trowel about 30-40 minutes after second application.

**Note: Application problems occur when Travertine is applied too thick. Only paper thin applications are necessary.**

Surface may be spray coated after 24 hours with Master Wall® Metallic Cote, Vintique and/or Clearshield if desired. Follow individual data sheet instructions for products selected.

**Cautions and Limitations**

- Travertine is not intended for deep depressions or irregular surfaces.
- Slope all exterior surfaces 1:2 minimum to shed water.
- Apply in paper thin applications, shrinkage, cracking or blistering can occur over 1/16” (1.6 mm) thick.
- Travertine is designed to be applied over a properly installed interior drywall.
- Not for use over any finishes or primers other than Primecoat.
- Application in direct sunlight may affect aesthetics if the Travertine dries too quickly. Avoid direct sunlight.
- Use of Clearshield sealer is recommended in high moisture or traffic areas.
- When cleaning do not use harsh or abrasive cleaners. Wash gently using a soap and water solution followed by a warm water rinse.

**Clean Up**

Tools and equipment can be cleaned with soapy water while the Travertine is still wet.

Information contained in this product data sheet conforms to the standard detail recommendations and specifications for the installation of Master Wall Inc.® products and is presented in good faith. Master Wall Inc.® assumes no liability, expressed or implied as to the architecture, engineering, or workmanship of any project. This information may be concurrent with, or superseded by other applicable documents, such as specifications and details. Contact Master Wall Inc.® for the most current product information. ©2024 Master Wall Inc.®

**Health & Safety**

**WARNING!** Causes eye and skin irritation. Precautionary Statement Wash hands thoroughly after handling. Wear protective gloves/protective clothing/eye protection/face protection.

**FIRST AID MEASURES**

Eye Contact: Immediately flush eyes with plenty of water for at least 15 to 20 minutes. Ensure adequate flushing of the eyes by separating the eyelids with fingers. Get immediate medical attention.

Skin Contact: Immediately wash skin with plenty of soap and water for 15 to 20 minutes, while removing contaminated clothing and shoes. Get medical attention if irritation develops or persists.

Inhalation: If inhaled, remove to fresh air. If not breathing, give artificial respiration or give oxygen by trained personnel. Seek immediate medical attention.

Ingestion: If swallowed, do NOT induce vomiting. Call a physician or poison control center immediately. Never give anything by mouth to an unconscious person. Store locked up. Dispose of contents/container in accordance with Local, State, Federal and Provincial regulation.

Spills: Collect with suitable absorbent material such as cotton rags.

Disposal: Dispose of in accordance with local, state or federal regulations.

Warning: KEEP CONTAINER CLOSED WHEN NOT IN USE. KEEP OUT OF THE REACH OF CHILDREN. NOT FOR INTERNAL CONSUMPTION. FOR INDUSTRIAL USE ONLY. Consult the Safety Data Sheet (SDS) in the Products section at masterwall.com for further health and safety information.

**LIMITED WARRANTY**

This product is subject to a written limited material or system warranty. Obtain a warranty from the Tech Support tab of our website. Refer to Specifications for more complete information on proper use and handling of this product.

