





Superior Color Selector


All colors shown here are intended to show approximate color of the finish. Do not use this color chart as the final selection as colors are affected by age, texture, lighting conditions, heat and application processes. Color swatches will vary in color and finish to the actual product due to jobsite conditions and methods of applications.




#420 White




#840 White




#108 Burns White




#143 White Waters



#461 Pampas White



#301 China White



#609 Linen



#101 Polar White



#413 Amarillo White




#206 Natural White



#482 Magnolia White



#406 Silver Fox



#22 Kool



#106 Sky



#505 Pearl Gray



#504 Oyster Gray



#102 Seamist



#340 Mockingbird



#380 Mountain Haze



#368 Driftwood




#360 English Fog



#403 Weathered



#150 Iris



#330 Dove Gray



#310 Ash



#210 London White



#464 Lunar



#104 Clay



#933 Stow



#522 Antique Ivory



#559 Mellow



#611 Flax



#610 Dutch Cream



#400 Creme



#460 Amarillo



#107 Beach Sand



#208 Sandle Beige



#500 Egg



#463 Calvary



#402 Par



#475 Chalk



#473 Truffle



#155 Tripoli Tan



#105 Gillam




#613 Boca Raton



#660 Taupe



#606 Fuzzy Peach



#341 Silky White



#410 Beech



#120 Salmon



#408 Sandlewood



#909 Victorian



#934 Pebble Sand



#180 Beige



#618 Light Beige



#372 Soft Plum



#900 Adobe



#616 Tan



#930 Pink Champagne



#227 Brown



#517 Wooden Oar



#920 Pine Cone



#927 Scarlet Red



#646 Sage

Actual color selection should be made from a 1'x1' sample of each color, texture and finish made by the applicator who is actually completing the project.